

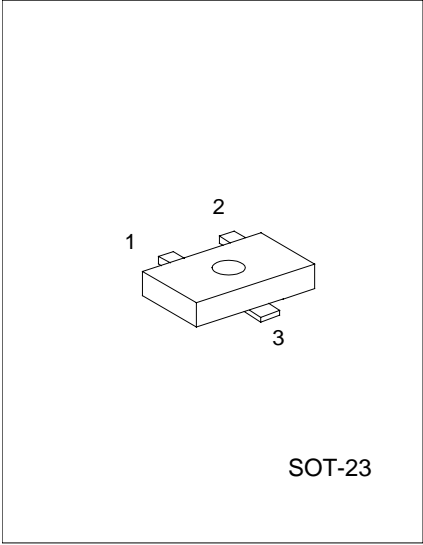
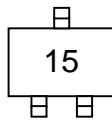
UTC MMBT9015 PNP EPITAXIAL SILICON TRANSISTOR

PRE-AMPLIFIER, LOW LEVEL &
LOW NOISE

FEATURES

- *High total power dissipation. (450mW)
- *Excellent hFE linearity.
- *Complementary to UTC MMBT9014

MARKING



SOT-23

1: EMITTER 2: BASE 3: COLLECTOR

ABSOLUTE MAXIMUM RATINGS (Ta=25°C, unless otherwise specified)

PARAMETER	SYMBOL	RATING	UNIT
Collector-base voltage	V _{CB0}	-50	V
Collector-emitter voltage	V _{CEO}	-45	V
Emitter-base voltage	V _{EB0}	-5	V
Collector current	I _c	-100	mA
Collector dissipation	P _c	225	mW
Junction Temperature	T _j	150	°C
Storage Temperature	T _{STG}	-55 ~ +150	°C

ELECTRICAL CHARACTERISTICS (Ta=25°C, unless otherwise specified)

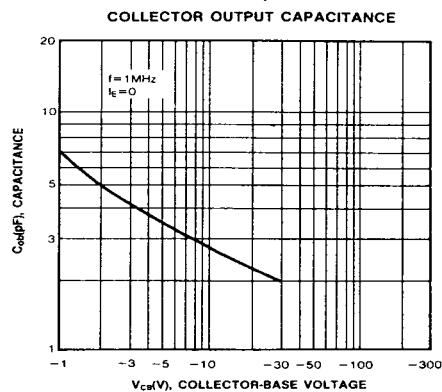
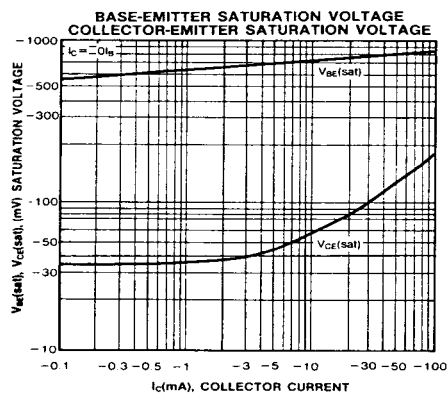
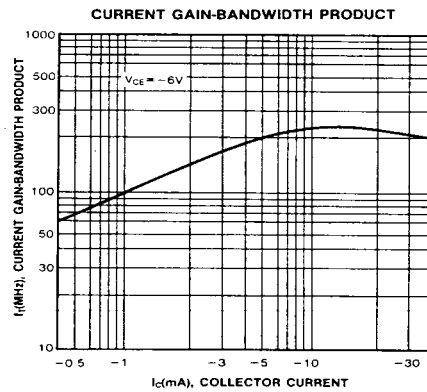
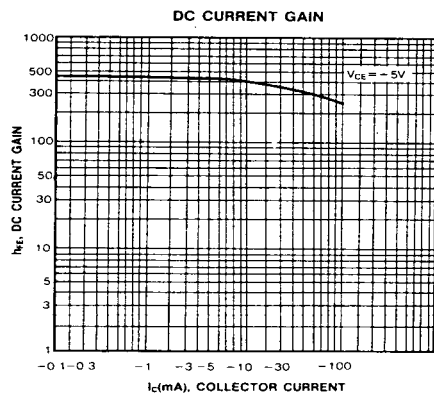
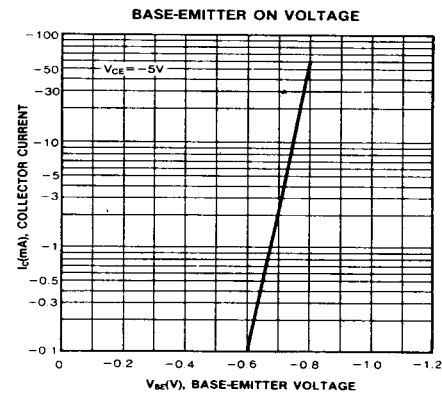
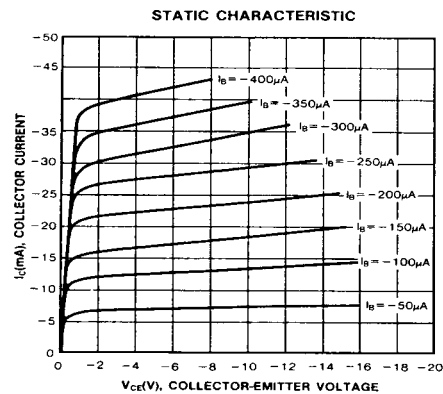
PARAMETER	SYMBOL	TEST CONDITIONS	MIN	TYP	MAX	UNIT
Collector-base breakdown voltage	BV _{CB0}	I _c =-100μA, I _E =0	-50			V
Collector-emitter breakdown voltage	BV _{CEO}	I _c =-1mA, I _B =0	-45			V
Emitter-base breakdown voltage	BV _{EB0}	I _E =-100μA, I _c =0	-5			V
Collector cutoff current	I _{cBO}	V _{CB} =-50V, I _E =0			-50	nA
Emitter cutoff current	I _{EBO}	V _{EB} =-5V, I _c =0			-100	nA
DC current gain	hFE	V _{CE} =-5V, I _c =-1mA	60	200	600	
Collector-emitter saturation voltage	V _{CE(sat)}	I _c =-100mA, I _B =-5mA		-0.2	-0.7	V
Base-emitter saturation voltage	V _{BE(sat)}	I _c =-100mA, I _B =-5mA		-0.82	-1.0	V
Base-emitter on voltage	V _{BE(on)}	V _{CE} =-5V, I _c =-2mA	-0.6	-0.65	-0.75	V
Output Capacitance	C _{ob}	V _{CB} =-10V, I _E =0, f=1MHz		4.5	7.0	pF
Current gain-Bandwidth Product	f _T	V _{CE} =-5V, I _c =-10mA	100	190		MHz
Noise Figure	NF	V _{CE} =-5V, I _c =-0.2mA f=1KHz, R _s =1KΩ		0.7	10	dB

UTC UNISONIC TECHNOLOGIES CO., LTD.

UTC MMBT9015 PNP EPITAXIAL SILICON TRANSISTOR

CLASSIFICATION OF hFE

RANK	A	B	C
RANGE	60-150	100-300	200-600



UTC MMBT9015 PNP EPITAXIAL SILICON TRANSISTOR

UTC assumes no responsibility for equipment failures that result from using products at values that exceed, even momentarily, rated values (such as maximum ratings, operating condition ranges, or other parameters) listed in products specifications of any and all UTC products described or contained herein. UTC products are not designed for use in life support appliances, devices or systems where malfunction of these products can be reasonably expected to result in personal injury. Reproduction in whole or in part is prohibited without the prior written consent of the copyright owner. The information presented in this document does not form part of any quotation or contract, is believed to be accurate and reliable and may be changed without notice.